




















## Version Comparison Matrix

Feature	CorelDRAW® Graphics Suite X8	CorelDRAW® Graphics Suite SE
<b>User Interface</b>		
<b>Support for UltraHD 4K displays</b> An updated interface and support for 4K displays let you comfortably view the applications on even UltraHD (ultra high definition) monitors.	 NEW	
<b>Advanced multi-monitor support</b> CorelDRAW® and Corel® PHOTO-PAINT® function reliably across multiple monitors of varying DPI, on all supported operating systems.	 NEW	
<b>Optimized for Windows 10 support</b> With support for Windows 10, you can confidently use CorelDRAW Graphics Suite X8 on the latest Windows operating system.	 NEW	
<b>Customize Desktop color</b> You can change the color of the desktop, the area surrounding the drawing page in CorelDRAW or the image in Corel PHOTO-PAINT to suit your documents.	 NEW	
<b>Fully scalable and customizable UI</b> You can adapt your design space to your needs with the updated and fully customizable interface. Newly designed icons allow scaling up to 250%. You can lighten or darken the application background by choosing a theme.	 NEW	
<b>Workspaces</b> Choose from a variety of workspaces designed for different proficiency levels and specific tasks: Page Layout and Illustration, a Classic option for longtime users, a Lite option for new users, and workspaces with the look and feel of Adobe Photoshop and Adobe Illustrator.	 ENHANCED	 (Only Classic, Default and Lite)
<b>Customize color of window borders</b> You can customize the color of window borders in CorelDRAW and Corel PHOTO-PAINT to match your personal preference.	 ENHANCED	
<b>Simple customization</b> Tailor the toolbox, dockers, and property bars to suit your workflow using the Quick Customize buttons.		
<b>Overflow buttons</b> For tablet and mobile device users, overflow buttons indicate the presence of additional tools, dockers and controls that don't fit within the workspace.		
<b>Multiple document interface</b> Work with multiple documents in a tabbed view.		
<b>Undocking documents</b> Drag a document outside of the application window to undock it when working with multiple documents.		
<b>Windows Touch support</b> Navigate with your fingertips with support for the latest touch-screen technology from Windows. (Touch-screen computer required).	 ENHANCED	
<b>Welcome Screen</b> The new Product Details page in the Welcome screen is your one-stop source for the latest on the suite and your user account. Learn about your product or subscription, account status, product updates, available resources, workspace selection and the new Upgrade Program.	 ENHANCED	 ENHANCED

Feature	CoreDRAW® Graphics Suite X8	CoreDRAW® Graphics Suite SE
<b>Drawing Tools</b>		
<p><b>Support for Real-Time Stylus (RTS)</b> You can now take full advantage of the pressure and tilt of your RTS-compatible pen, tablet or device to control your brushstrokes in CoreDRAW and Corel PHOTO-PAINT.</p>	 NEW	
<p><b>Hide and display objects</b> CoreDRAW allows you to hide objects and groups of objects, helping you edit objects in complex projects and experiment with your designs more easily.</p>	 NEW	
<p><b>Copy curve segments</b> CoreDRAW lets you copy and cut curve segments, and then paste them as objects, making it easy to extract subpaths or create adjacent shapes with similar contours.</p>	 NEW	
<p><b>Select adjacent nodes</b> CoreDRAW offers enhanced node selection. You can now select adjacent nodes on curves by using the Shape tool while holding down Shift.</p>	 NEW	
<p><b>Edit Fill dialog box</b> The Edit Fill dialog box in gives you more efficient access to all available fill controls, and provides a real-time preview as you make adjustments.</p>	 ENHANCED	
<p><b>Fill Picker</b> With both CoreDRAW and Corel PHOTO-PAINT, the Fill picker makes browsing, searching, previewing, and selecting fills quick and easy. The Fill picker also provides access to both locally stored fills and those available in the Content Exchange.</p>		
<p><b>Fill creation</b> Instantly create and save bitmap pattern and vector pattern fountain fills from selected objects in your workspace.</p>		
<p><b>Smoothing vector objects</b> Remove jagged edges and reduce nodes in curve objects with the Smooth tool.</p>		
<p><b>Fountain fills</b> Create elliptical and rectangular fountain fills, apply transparency to individual fill color nodes, repeat a fill within a filled object, adjust a fill's angle of rotation and smooth the blend transition of a fountain fill.</p>		
<p><b>Smear, Twirl, Attract and Repel</b> Explore creative options for refining your vector objects.</p>		
<p><b>Coordinate drawing</b> Precisely specify both the size of an object and its location on the page with the Object Coordinates docker.</p>		
<p><b>Vector and bitmap pattern fills</b> Preview, apply, and interactively transform both vector pattern and bitmap pattern fills using enhanced controls in the Object Properties docker. You can also save fills you've created or modified using the new .FILL format.</p>	 ENHANCED	
<p><b>Enhanced Knife Tool</b> The enhanced Knife tool lets you split vector objects, text, and bitmaps. You can split single objects or groups of objects along any path.</p>	 ENHANCED	
<p><b>Mesh Fill</b> Design multi-colored filled objects with more fluid color transitions. Reveal objects behind individual nodes with a transparency option.</p>		
<p><b>Eyedropper</b> Use enhanced Eyedropper and Paint Bucket tools to efficiently copy color, object properties, effects and transformations from one object to others.</p>		

Feature	CoreDRAW® Graphics Suite X8	CoreDRAW® Graphics Suite SE
<b>Smart Fill Tool</b> Apply a fill to any enclosed area quickly. (Only applies to vector)	✓	✓
<b>Curve Tools</b> Create smoother curves, using fewer nodes than previously, with the B-Spline tool.	✓	✓
<b>Dimensions &amp; Callouts</b> Find improved dimension tools together in one convenient flyout.	✓	✓
<b>Connector lines</b> Easily create diagrams and flowcharts with a new connector Line tool that dynamically updates your chart so that lines remain connected as you reposition your boxes.	✓	✓
<b>Typography</b>		
<b>Font Manager</b> Corel Font Manager lets you easily handle, organize, and explore your typeface and font collections by giving you tools to control every aspect of your typography workflow.	✓ NEW	
<b>Font list box</b> With the new Font list box in CorelDRAW and Corel PHOTO-PAINT, you can view, filter, and find fonts easily.	✓ NEW	✓ (customized)
<b>Font Playground</b> Browse, experiment, preview and choose the perfect font using the Font Playground docker.	✓	
<b>OpenType support for Asian text</b> Apply advanced OpenType typography features, such as widths, forms, vertical metrics, kana glyph alternatives and rotation to Asian text.	✓	
<b>Special characters, symbols, and glyphs</b> The revamped Insert Character docker presents all characters, symbols and glyphs associated with a selected font, making it easier than ever to find these items and then insert them into your documents.	✓ ENHANCED	✓
<b>Advanced OpenType support</b> Take greater advantage of advanced OpenType typography features, such as contextual and stylistic alternates, fractions, ligatures, ordinals, ornaments, small caps, swashes, and more.	✓	✓
<b>Complex script support</b> Ensure proper typesetting for glyphs used by Asian and Middle Eastern languages.	✓	✓
<b>Font embedding</b> Embed fonts when you save CorelDRAW documents so that recipients can view, print, and edit the document exactly as designed.	✓ REDESIGNED	✓
<b>Correct perspective distortions</b> You can now correct perspective distortions in photos that have straight lines and flat surfaces such as architectural photos and photos of buildings.	✓ NEW	
<b>Healing Clone</b> The new Healing Clone tool in Corel PHOTO-PAINT lets you fix imperfections seamlessly by painting with sampled texture that matches the color of the surrounding area.	✓ NEW	
<b>Gaussian Blur effect</b> The Gaussian Blur special effect in Corel PHOTO-PAINT is available as a lens that lets you blur images non-destructively.	✓	

Feature	CoreIDRAW® Graphics Suite X8	CoreIDRAW® Graphics Suite SE
<b>Image Editing</b>		
<b>Liquid tools</b> In Corel PHOTO-PAINT, four pressure-sensitive Liquid tools—Smear, Attract, Repel, and Twirl—offer fresh creative options for retouching photos.	✓	
<b>Unsharp Mask Lens</b> Sharpen photos by increasing the contrast of adjacent pixels while preserving both high- and low-frequency details, such as edges and large structures.	✓	
<b>Interactive brushstroke transparency and feathering</b> Use modifier keys to interactively adjust the transparency and feathering of brushstrokes.	✓	✓
<b>Special effects</b> Corel PHOTO-PAINT introduces new camera effects, including Bokeh blur, Colorize, Sepia Toning, and Time Machine.	✓	
<b>Planar Mask tool</b> Use the new Planar Mask tool in Corel PHOTO-PAINT to define a feathered editable area along parallel lines. When combined with a blur effect, you can simulate depth of field, giving focus to a particular object while blurring areas outside the planar mask.	✓	
<b>Lens corrections</b> Adjust your images to remove pincushion and barrel distortions with the new Correct lens distortion slider in the Straighten Image dialog box.	✓	
<b>Smart Carver</b> Easily remove unwanted areas from a photo and simultaneously adjust the photo's aspect ratio.	✓	✓
<b>Pass Through Merge Mode</b> Achieve greater control when applying a lens or effect to a group of objects.	✓	✓
<b>Photo effects</b> Spice up your photos with Vibrance, Grayscale and Photo Filter effects.	✓	✓
<b>Straighten image</b> Quickly and easily straighten images with interactive controls.	✓	✓
<b>Tone curve adjustments</b> Adjust image tone with more accuracy and precision.	✓	✓
<b>Design Workflow</b>		
<b>Drop shadows with Gaussian Blur feathering</b> Drop shadows in CorelDRAW now look more realistic because they use Gaussian Blur feathering.	✓ NEW	
<b>Expand your collection of creative tools</b> Download free or purchase applications, plug-ins, and extensions directly from within CorelDRAW and Corel PHOTO-PAINT.	✓ NEW	
<b>Align and Distribute docker</b> The Align and Distribute docker provides quick and easy access to all available alignment options so that you can position objects with precision.	✓	✓
<b>QR codes</b> Create unique QR codes that include text, images and colors.	✓	
<b>Finding complementary colors</b> Snap all colors in a color harmony to a rule-based system to modify those colors while preserving the color harmony.	✓	

Feature	CoreDRAW® Graphics Suite X8	CoreDRAW® Graphics Suite SE
<b>Design Workflow</b>		
<b>Alignment and Dynamic Guides</b> View, set up and modify alignment guides. Use the Intelligent Spacing guides to position objects with the same spacing as nearby objects, and the Intelligent Dimensioning guides scale or rotate an object in relation to nearby objects.	✓	
<b>Outline Position</b> Several new Outline Position options let you specify whether an outline is positioned inside the object, outside the object, or an equal combination of both.	✓	
<b>Object Styles previews</b> Preview a style before it's applied with the new pop-up in the Object Styles docker.	✓	✓ Open type features will be hidden
<b>Color Harmonies</b> Group a document's color styles so that you can quickly and easily produce iterative designs with varying color schemes.	✓	
<b>Freehand Pick tool</b> Save time and gain control when selecting objects by using the new Freehand Pick tool, which lets you drag a freehand marquee around the objects or shapes you want to select.	✓	✓
<b>Create Clip Mask option</b> Apply a clip mask on a group of objects without modifying the individual objects within the group.	✓	✓
<b>Color Styles docker</b> View, arrange and edit color styles and color harmonies using the enhanced Color Styles docker. Add the colors used in a document as color styles, which makes it easier than ever before to implement a color change throughout a project.	✓ ENHANCED	✓ Color harmonies not included
<b>Document color palettes</b> Automatically generate a custom color palette on the fly for each design project. You gain quick access to this project's colors in the future.	✓	✓
<b>Windows Color System Support</b> Easily match colors between Corel and Microsoft applications.	✓	
<b>Adobe Color Management Module</b> Easily match colors between Corel and Adobe applications.	✓	
<b>Context-sensitive Object Properties docker</b> The redesigned Object Properties docker has a new tab option that presents only one group of formatting controls at a time, making it easier to focus on the task at hand. Fine-tune your designs with object-dependent formatting options.	✓ ENHANCED	✓
<b>Transparency</b> New Transparency settings make it faster and easier to apply and adjust object transparency.	✓ ENHANCED	✓
<b>Styles engine and docker</b> Easily create outline, fill, character, and paragraph styles and Style Sets, which are groups of styles that you can later edit once and have the changes applied instantly throughout a project.	✓ ENHANCED	✓
<b>Color management</b> Set application color policies to achieve the most accurate color representation with the Default Color Management Settings dialog, which gives greater control to advanced users.	✓ ENHANCED	✓

Feature	CoreDRAW® Graphics Suite X8	CoreDRAW® Graphics Suite SE
<b>Design Workflow</b>		
<b>PANTONE spot color palettes</b> Get support for the latest spot color palettes, plus new palettes from PANTONE.	 ENHANCED	
<b>PDF/A support</b> Preserve files for future use with the PDF/A file format, an ISO standard for electronic archiving.		
<b>Adobe product support</b> Ensure a seamless workflow across Corel and Adobe applications with added support for Adobe Photoshop, Adobe Illustrator, PDF/A, and Acrobat X.		
<b>Microsoft product support</b> Enjoy an expanded range of support for Microsoft Publisher (ver. 2002, 2003, 2007 and 2010), as well as Microsoft Word 2007 and Microsoft Visio®(2000-2007).		
<b>AutoCAD DWG/DXF support</b> Work with the latest file format support for standard CAD file (exchange) formats.		
<b>Built-in RAW camera support</b> Import and adjust RAW camera files directly from your digital camera (with support for over hundreds of cameras), and preview changes in real time.	 (>400 camera models supported)	 (>300 camera models supported)
<b>Vectorization of bitmaps</b> Smoothly convert bitmaps into editable vector graphics with Corel® PowerTRACE®.		
<b>PDF with comments</b> Preserve all comments and annotations when importing a PDF file to better collaborate with clients and colleagues.		
<b>Font identification</b> Save time by identifying fonts directly from CorelDRAW, using the integrated WhatTheFont™ tool from MyFonts.com.		
<b>Purchasing Choices</b>		
<b>Learn more about the product and your account</b> The new Product Details page in the Welcome screen keeps you up-to-date on the suite and your user account.	 NEW	
<b>Upgrade Program</b> Stay current with the affordable new CorelDRAW Upgrade Program. This easy- to-own plan gives you the latest full version of CorelDRAW Graphics Suite and all of its applications.	 NEW	
<b>Multi-Seat license</b> Purchase a single serial number for use by several registered users.		
<b>Subscription</b> Get CorelDRAW Graphics Suite on an annual basis.		
<b>Learning Materials and Documentation</b>		
<b>Take a tour</b> New to graphics software, an experienced user, or someone familiar with other graphics applications, there's a start-up tour to help you quickly get up to speed and take full advantage of the features and tools of CorelDRAW Graphics Suite X8.	 NEW	
<b>Accessing eBooks</b> The CorelDRAW X8 User Guide and Corel PHOTO-PAINT X8 User Guide are available as eBooks. Published to the EPUB and MOBI file formats, the eBooks bring the most comprehensive information about product features to your eBook reader.	 NEW	

Feature	CoreDRAW® Graphics Suite X8	CoreDRAW® Graphics Suite SE
<b>Learning Materials and Documentation</b>		
<b>Quick Start Guide</b> The Quick Start Guide highlights useful tools and features, helping you get started quickly.	✓	✓
<b>Content notification</b> The redesigned Welcome Screen notifies you when new content, application updates and learning resources are available.	✓	✓
<b>Hints docker</b> The enhanced Hints docker gives you quick access to additional resources such as video hints, longer videos, and written tutorials, so you can learn more about a tool or feature without having to search.	✓ ENHANCED	✓
<b>Video tutorials and video hints</b> Learn about popular design tasks through helpful video tutorials and video hints.	Over 5 hours of training videos, plus 9 "What's New" videos	
<b>Insights from experts</b> Learn from CoreDRAW experts who showcase practical, real-world examples of accomplished designs.	✓	✓
<b>Developer Community site</b> With support from the new Developer Community site, you can create your own automation tools. Visit <a href="http://www.community.coreldraw.com/sdk">www.community.coreldraw.com/sdk</a> .	✓ NEW	
<b>Microsoft Visual Studio Tools for Applications</b> Microsoft Visual Studio Tools for Applications 2012 enables you to customize your CoreDRAW Graphics Suite Experience using Visual Basic.Net and Visual C#, integrating with Visual Studio 2012 Professional (or above) to create macros leveraging the .Net Framework.	✓	✓
<b>Windows Installer (MSI) support</b> Efficiently deploy software with MSI support and a Deployment Guide available for IT administrators.	2015 ✓	✓
<b>Microsoft Visual Basic for Applications</b> Automate your workflow and creative tasks.	(v7.1)	✓
<b>Printing &amp; Publishing</b>		
<b>Prep &amp; Stretch docker</b> The new Prep and Stretch docker in Corel PHOTO-PAINT lets you prepare your photos and images for canvas printing in three easy steps achieve the perfect composition for your wall art.	✓ NEW	✓
<b>Border and Grommet for banner printing</b> With the new Border and Grommet dialog box in CorelDRAW, you can add borders and grommet markers to prepare banners for printing.	✓ NEW	✓
<b>On-screen color proof</b> Reliably preview how your artwork and colors will appear on different output devices or in other applications where you need to post your artwork.	✓	✓
<b>Preflight Control</b> Perform a quality check before printing, exporting or publishing your file to PDF. Preflight Control identifies issues and potential problems, and provides suggestions for resolving them.	✓	✓
<b>Print Merge</b> Combine text from a data source with a drawing to quickly create personalized invitations, labels, and other projects.	✓	✓

Feature	CoreDRAW® Graphics Suite X8	CoreDRAW® Graphics Suite SE
<p><b>Syncing trays with Microsoft OneDrive</b> Sync Corel CONNECT trays with Microsoft OneDrive for cloud-based access to your projects on other computers or mobile devices.</p>	✓	✓
<p><b>Content Exchange</b> Explore the interactive Content Exchange, an online repository that's fully integrated with the suite's applications. Share vector fills, bitmap fills and fountain fills with our community of users, and vote for your favorites.</p>	✓	✓
<p><b>Advanced content organizer</b> The refined Corel® CONNECT™ provides access to all included content, while also helping you acquire additional content from online vendors. Work with several trays concurrently, which gives you increased flexibility for organizing assets for multiple projects.</p>	✓	✓
<p><b>Blank Document/Image presets</b> Choose from a range of preset destinations, document sizes and color settings with the Create New Document/ Image dialog box.</p>	✓	✓
<p><b>Template search and enhanced preview</b> Find the right template for the job with the redesigned New From Template dialog box, which includes an enhanced preview feature.</p>	✓	✓
<p><b>High-quality Thumbnail previews</b> Easily find and organize CorelDRAW® and Corel PHOTO-PAINT® files.</p>	✓	✓
<b>Layout Tools</b>		
<p><b>Layers</b> Master Layers make it easier to create page-specific designs for your multi-page documents.</p>	✓	✓
<p><b>Page numbers</b> Easily add page numbers—alphabetic, numeric, or roman—on all pages of a document, starting on a specific page, or starting at a particular number.</p>	✓	✓
<p><b>Placeholder text</b> Right-click any text frame and immediately populate it with placeholder text, which makes it easier to assess the appearance of your document prior to finalizing its content.</p>	✓	✓
<p><b>Live text formatting</b> Preview text formatting changes in real time before applying them to the document.</p>	✓	✓
<p><b>Interactive frames</b> Populate PowerClip objects with placeholder graphic and text frames, making it easier to preview your design before finalizing the individual content components.</p>	✓	✓
<p><b>Tables</b> Create and import tables to provide structured layouts for text and graphics.</p>	✓	✓
<p><b>International quotation marks</b> Customize quotation marks for specific languages.</p>	✓	✓
<b>Web</b>		
<p><b>Website creation</b> Design, build and maintain a web presence using Corel® Website Creator™. With dozens of templates and SiteStyles, support for CSS3 and HTML5 capabilities, you can create websites without learning how to code.</p>	✓	✓
<p><b>Design in pixels</b> View and create drawings in actual pixel units with the Pixel Preview mode, which gives you a more accurate representation of how your design will appear on the Web.</p>	✓	✓



Feature	CorelDRAW® Graphics Suite X8	CorelDRAW® Graphics Suite SE
<b>Professional clipart</b> Kick start your creativity with over 10,000 clipart images and more than 2,000 vehicle templates for your designs and projects.	✓	
<b>High-quality photos</b> Enhance your designs with 2,000 high-quality photos at your creative disposal.	✓	✓
<b>Specialized fonts</b> Choose from an extensive font selection that contains over 1,000 professional fonts, plus popular design.	✓	✓
<b>Design templates</b> Get going quickly with more than 375 professionally designed templates.	✓	(Over 90 NEW templates)
<b>Performance</b>		
<b>Native 64-bit</b> Work faster than ever before with large files thanks to native support for 64-bit processors.	✓	
<b>Multi-core support</b> Complete your tasks faster with powerful performance enhancements that leverage multi-core processing to maximize your computer's power.	✓	✓
<b>Dynamic product updates</b> Get immediate access to the latest product updates, new content, and tips and tricks.	✓	✓